



Samson S45

INSTALLATION MANUAL


AVE-SE45-IM

1.1. Samson

Aveo Engineering introduces the exclusive next-generation Samson™ PAR46 Landing Lights.

Samson Multimode
Samson On/Off

AVE-SM45TLFW-ENA
AVE-S45MATSNA-T0A

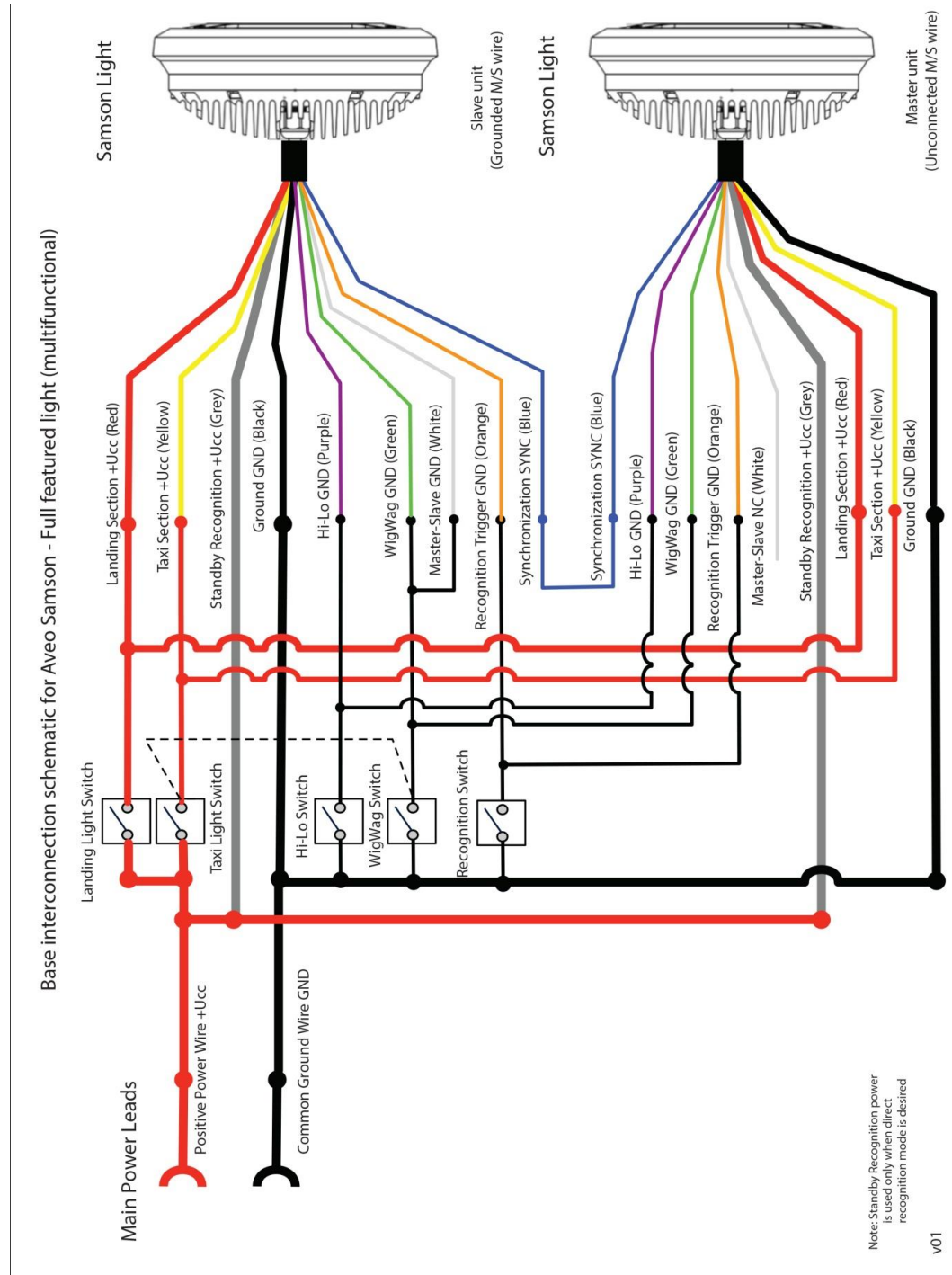


1.2. Operating Instructions

When installed on the aircraft, using the aircraft's power (28 volts), the light will be at its maximum intensity. Operating voltage range is 18 to 36 V DC.

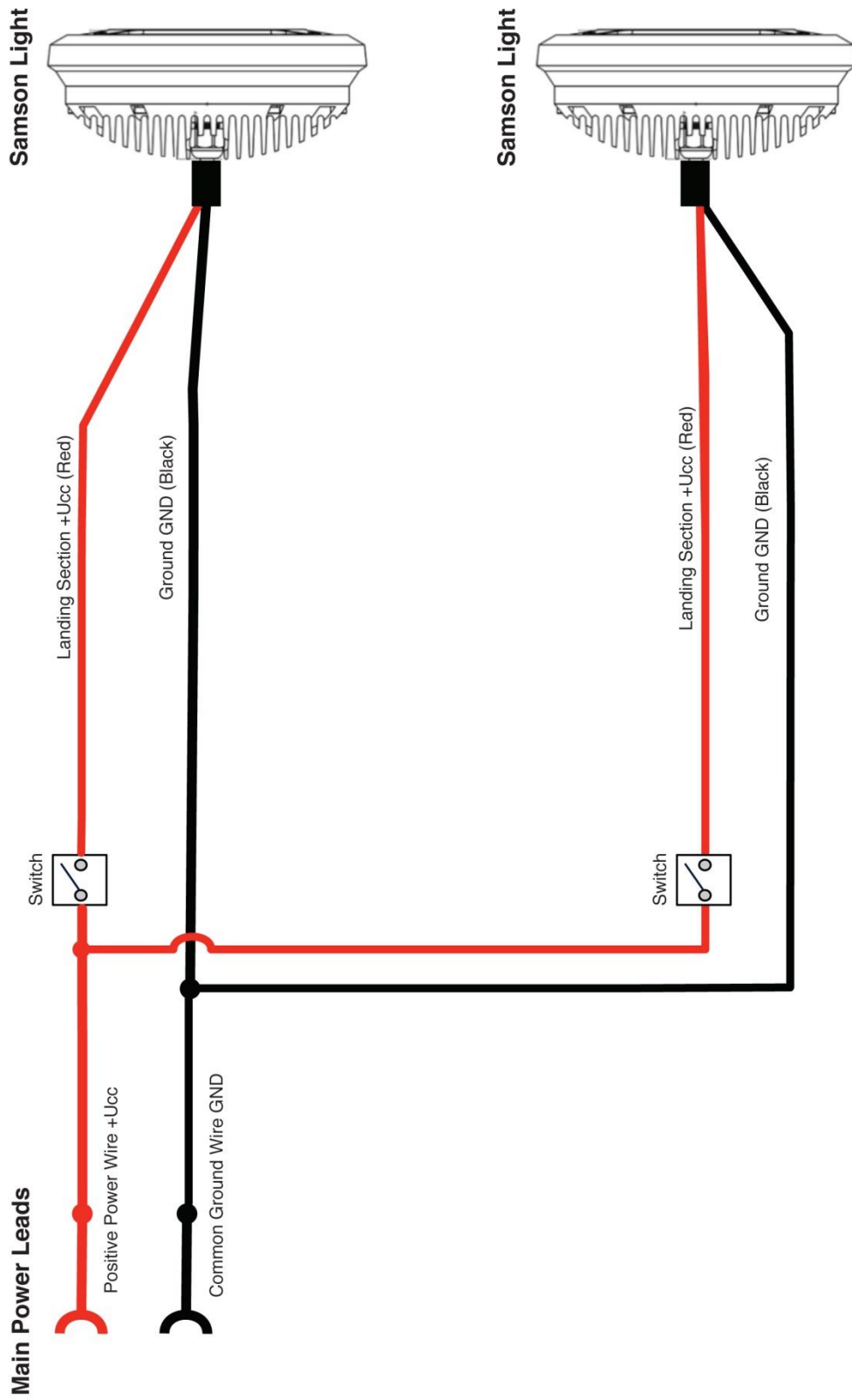
1.3. Installation Schematic / Wiring Diagram

AVE-SM45TLFW-ENA



AVE-S45MATSNA-T0A

Base interconnection schematic for Aveo Samson - plane light (single functionality)



1.4. Control & Power Inputs

Samson Multimode AVE-SM45TLFW-ENA

| | |
|---------------|---------------------------|
| Red | Landing section +Ucc |
| Yellow | Taxi section +Ucc |
| Grey | Stand-by Recognition +UCC |
| Black | Return RTRN |
| Purple | Hi-Lo GND |
| Green | WigWag GND |
| White | Master-Slave GND |
| Orange | Recognition Trigger GND |
| Blue | Synchronisation |

Samson On/Off AVE-S45MATSNA-T0A

| | |
|--------------|----------------------|
| Red | Landing section +Ucc |
| Black | Return RTRN |

1.5. Technical Specification

- 1. Number of LED:** 45
- 2. Input voltage:** +18..+36 VDC
- 3.1 Output power [Hi/Low]- Full featured light version:**
 - a. 67W / 43W Taxi,
 - b. 101W / 64W Landing,
 - c. 168W / 107W Taxi+Landing
 - d. 170W Recognition
- 3.2 Output power - Plane light version:** 168W
- 4.1 Output current [Hi/Low] - Full featured light version:**
 - a. 1.25A / 0.8A Taxi LED,
 - b. 1.25A / 0.8A Landing LED,
 - c. 1.25A per LED Recognition mode
- 4.2 Output current - Plane light version:** 1.25A per LED
- 5. Voltage protection:** 2 second +80V
- 6. Under-voltage lockout:** 18V , not more
- 7. Over-voltage lockout:** 36V, not less
- 8. Operation temperature:** -55°C..+85°C (-67°F...+185°F)
- 9. Color and shade:** cool white, 6200K (XMLAWT-00-0000-0000T5050)
- 10. Device RTCA/DO160F qualified:**
 - a. chapter 4, Temperature - Altitude, Category B
 - b. chapter 5, Temperature Variation, Category A
 - c. chapter 6, Humidity, Category B
 - d. chapter 7, Operational Shocks and Crash Safety, Category A
 - e. chapter 8, Vibration, Category U, curves G
 - f. chapter 9, Explosion proofness, Category H
 - g. chapter 10, Waterproofness , Category S

-
- h. chapter 11, Fluids Susceptibility, Category F
 - i. chapter 12, Sand and Dust, Category S
 - j. chapter 13, Fungus resistance, Category F
 - k. chapter 14, Salt spray, Category T
 - l. chapter 15, Magnetic effects, Category Z
 - m. chapter 16, Power Input, Category B
 - n. chapter 17, Voltage Spike, Category B
 - o. chapter 18, Audio Frequency Conducted Susceptibility, Category B
 - p. chapter 19, Induced Signal Susceptibility, Category Z
 - q. chapter 20, Radio Frequency Susceptibility, Category T
 - r. chapter 21, Emission of Radio Frequency Energy, Category H
 - s. chapter 22, Lightning induced transient susceptibility test, Category A2E2X
 - t. chapter 23, Lightning Direct Effects, Category 2A2A
 - u. chapter 24, Icing, Category A
 - v. chapter 25, Electrostatic Discharge (ESD), Category A
 - w. chapter 26, Fire, Flammability, Category C

Programmable Soft-Start, less than 50mS

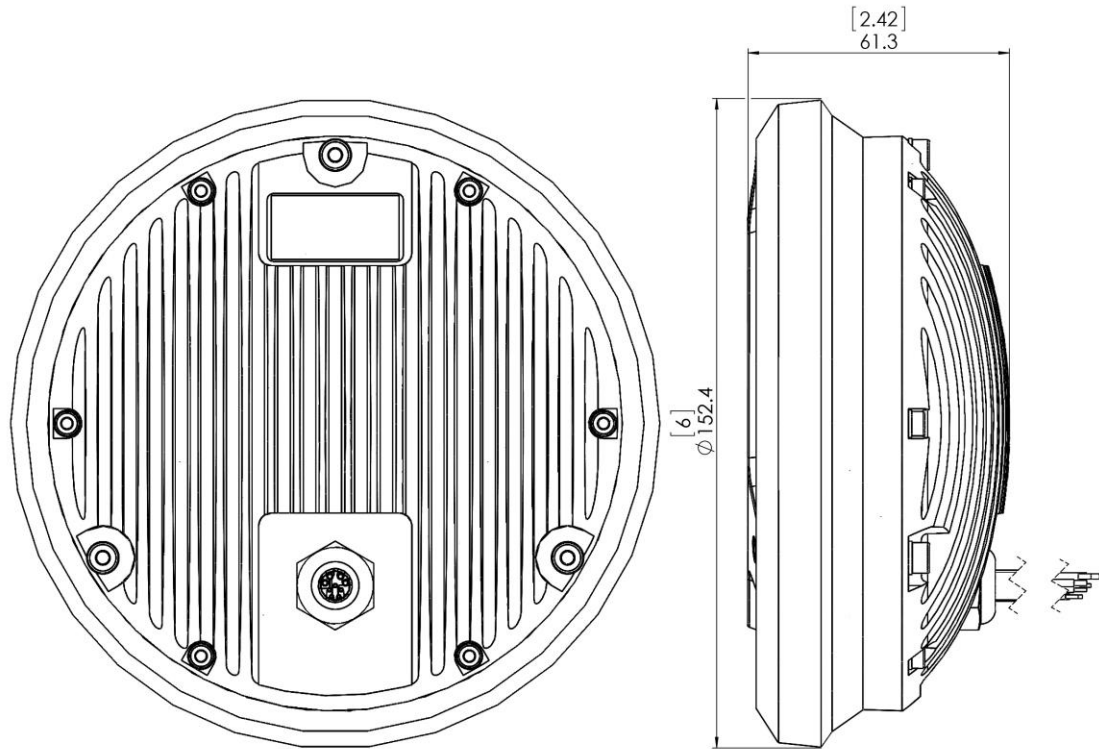
Overheat protection, temperature dependent decrement intensity

11. Weight: less than 800 g

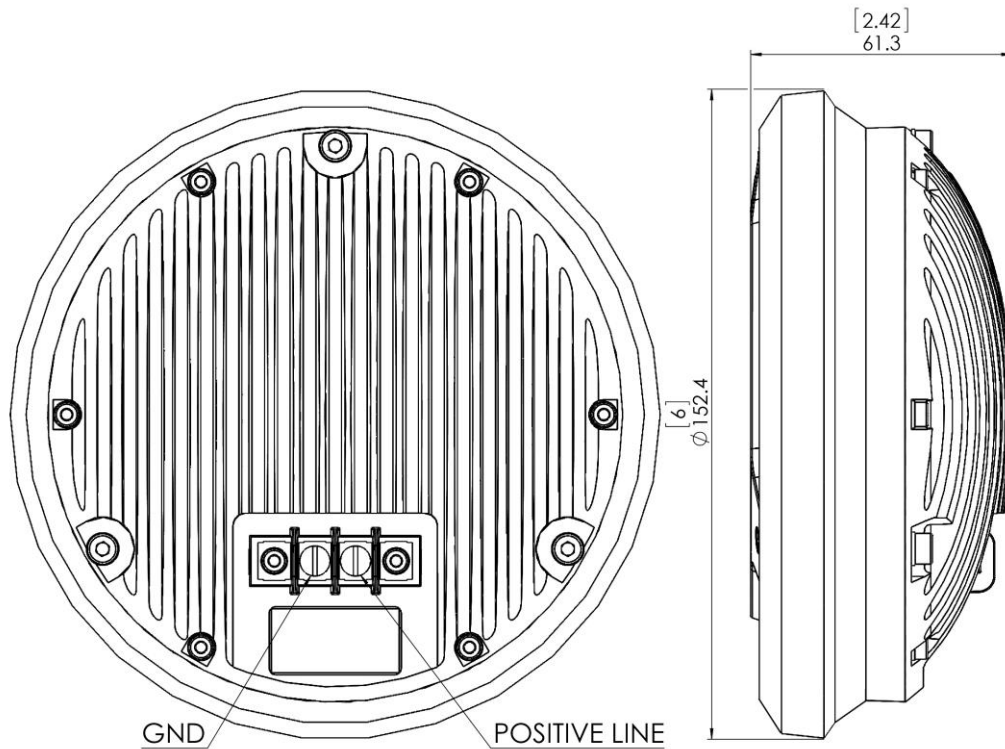
12. Useful life: not less than 30.000,0 aircraft flight hours.

1.6. Technical Drawing

Samson Multimode **AVE-SM45TLFW-ENA**

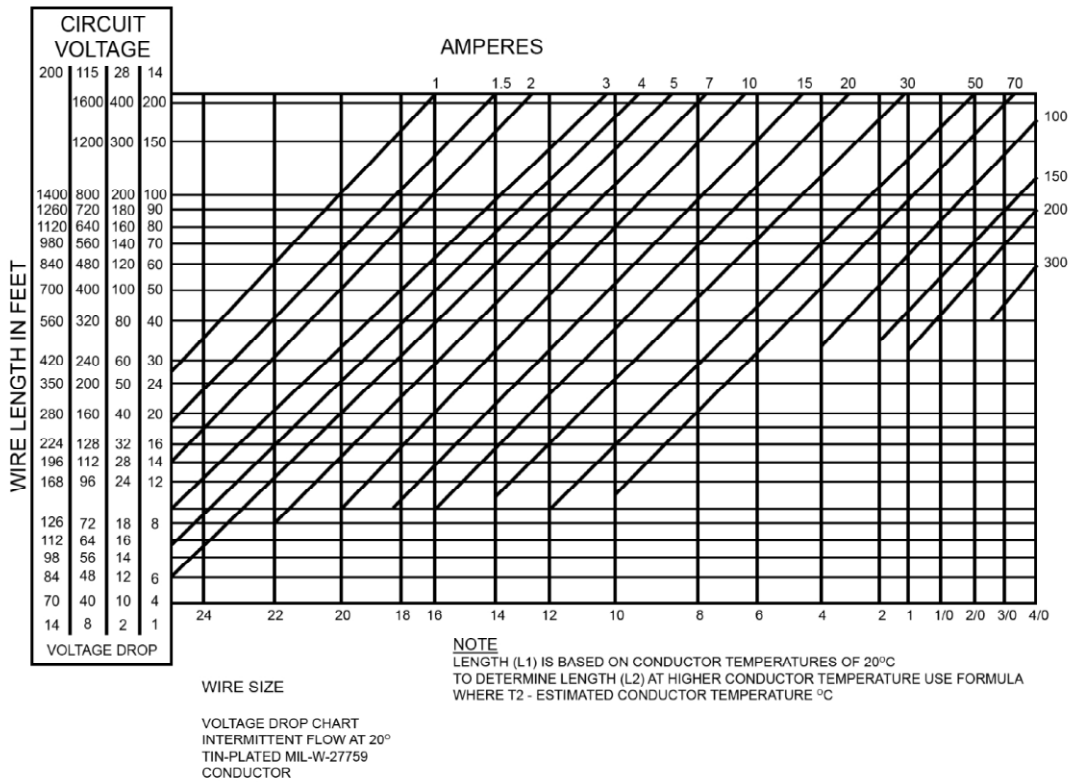


Samson On/Off **AVE-S45MATSNA-TOA**



*dimensions in mm [inches]

1.7. Wiring Chart



1.8. Equipment Limitation

Samson should only be powered by 18-36 V DC.

1.9. Care and Cleaning of Lights

Aveo Engineering Aviation Lights are factory polished and delivered as ready to install on the aircraft.

If the lights need a deeper cleaning, they should be polished with a quality lamb's wool sheet that is suitable also for deeper polishing. Under no circumstances should any petroleum based product be used to clean the lights.