



INSTALLATION MANUAL

AVEOMAXX ATLAS™

LED Landing/Taxi/WigWag Light

TABLE OF CONTENTS

1. <i>PRODUCT INFO</i>	3
<i>Environmentally Friendly</i>	3
<i>MAIN FEATURES:</i>	3
2. <i>WIRING DIAGRAM</i>	4
3. <i>TECHNICAL SPECIFICATION</i>	5
4. <i>TECHNICAL DRAWING</i>	8
5. <i>WIRING CHART</i>	10
6. <i>CARE AND CLEANING OF YOUR AVEO ENGINEERING AVIATION</i>	10

1. PRODUCT INFO

AveoEngineering introduces the exclusive next-generation AveoMaxx™ landing / taxi / wigwag light module.

You spoke, we listened. The disc light for external or leading edge insert mounts is here from Aveo. With 90,000 candela, the AveoMaxx Atlas™ outperforms the Brand X led disc lights by from 2x to 5x the brightness. Gone also is the blue tint from HID lights that restrict pilot visibility.

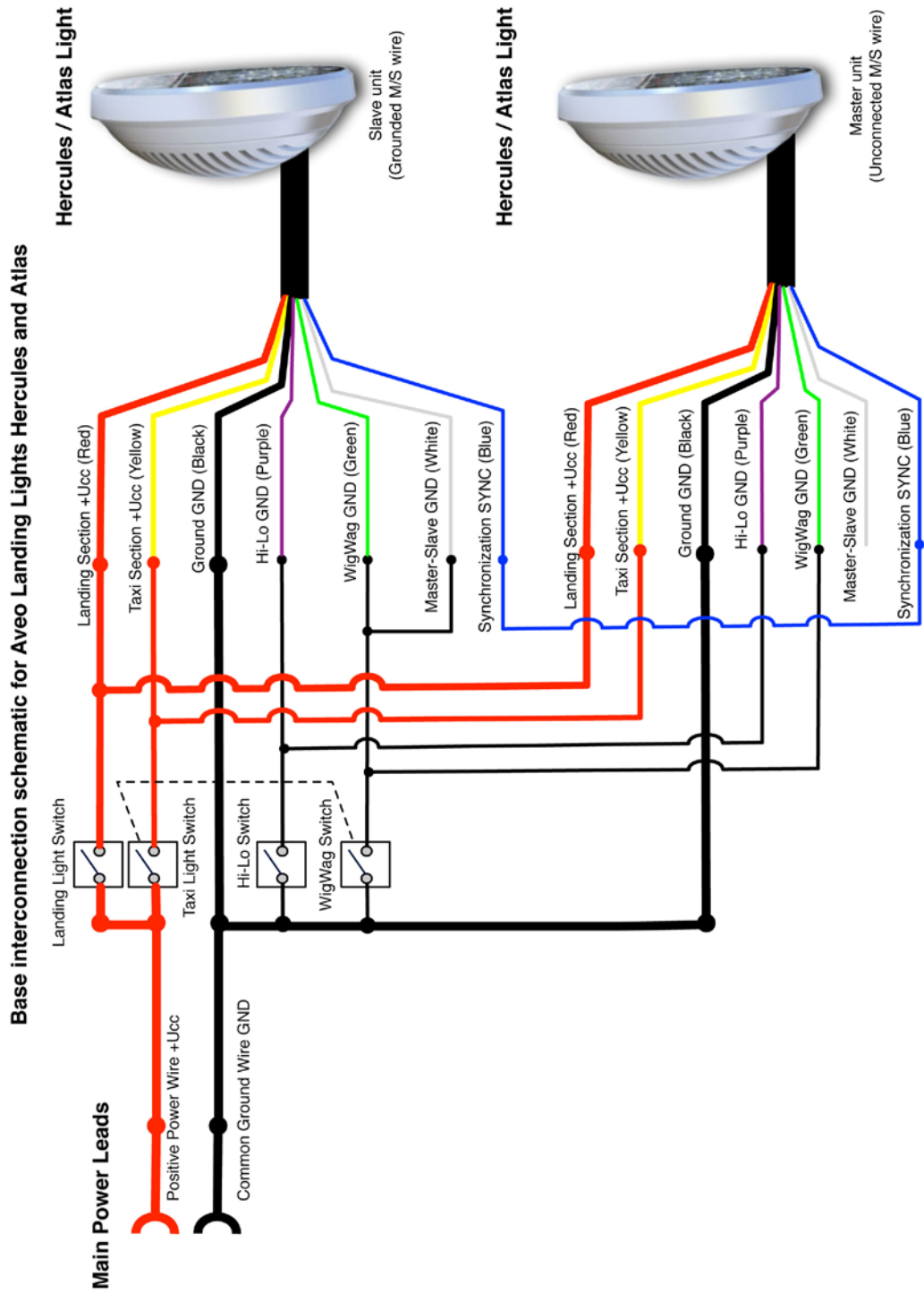
Environmentally Friendly

The AveoMaxx™ uses far less power than competitive products illuminated by mercury-arc, high intensity discharge, or halogen lamps, which means they help to reduce air pollution from carbon emissions. Mercury and Lead-free, this RoHS compliant environmentally - friendly technology helps reduce power consumption and the amount of hazardous waste entering the environment. Finally, a "green" aircraft light!

MAIN FEATURES:

- 3-in-1 System includes Landing, Taxi and WigWag
- FAA Approved chromacity
- Highly optimized optics including Aveo RockyReflector™ System
- Aveo PowerOptimizer™ advanced LED power supply and controller
- 70% lumen maintenance after 60,000 hours

2. WIRING DIAGRAM



3. TECHNICAL SPECIFICATION

AveoMaxx ATLAS, A10 Hi/Lo

P/N: AVE-A10MWSSNH-00A

AVE-A10MWSSOH-00A (with Aveo bracket)

1. Number of LED: 10

2. Input voltage: from +9 to +36 VDC

3. Output power [Hi/Low]: 15/7W Taxi, 46/22W Landing, 61W/29W Taxi+Landing

4. Voltage protection: 80V, both polarities

5. Under-voltage lockout: 8.5V, not more

6. Over-voltage lockout: 37V, not less

7. Ambient temperature: from -40°C to +85°C / from -40°F to +185°F

8. Function description:

- a. 1x4 LEDs - Taxi, steady light
- b. 1x6 LEDs - Landing, steady light
- c. 1x4 + 1x6 - Taxi+Landing
- d. Synchro Master function, active – low
- e. Wig-Wag – Taxi LEDs only
- f. Master/Slave select sequential and simultaneous Wig-Wag mode
- g. High/Low power select for Landing and Taxi.

9. Beam Pattern:

- a. 12° Vert 12° Horizont – Landing
- b. 12° Vert 12° Horizont – Taxi

10. Light Intensity:

- a. 54.000 cd - Landing Hi
- b. 29.000 cd - Landing Lo
- c. 18.000 cd - Taxi Hi
- d. 10.000 cd - Taxi Lo
- e. 72.000 cd - Landing + Taxi Hi
- f. 39.000 cd - Landing + Taxi Hi

- 11. Color and shade:** cool white, 5000K – White
- 12. Programmable Soft-Start, less than 50mS**
- 13. Overheat protection, temperature dependent decrement intensity**
- 14. Weight:** less than 0.8lbs (364 g) with Aveo bracket
- 15. Useful life:** not less than 30.000,0 aircraft flight hours.
- 16. Dimension:** 3.58" Round x 1.78" (D = 91 mm, H = 45.3mm).
- 17. Material:**

- a. Housing/Heatsink: Aluminum Alloy, natural anodizing
- b. Lens: Clear PMMA

AveoMaxx ATLAS, A15 Hi/Lo
P/N: AVE-A15MWSSNH-00A
AVE-A15MWSSOH-00A (with Aveo bracket)

- 1. Number of LED:** 15
- 2. Input voltage:** from +9 to +36 VDC
- 3. Output power [Hi/Low]:** 23/11W Taxi, 70/34W Landing, 93W/44W Taxi+Landing
- 4. Voltage protection:** 80V, both polarities
- 5. Under-voltage lockout:** 8.5V , not more
- 6. Over-voltage lockout:** 37V, not less
- 7. Ambient temperature:** from -40°C to +85°C / from -40°F to +185°F
- 8. Function description:**

- a. 1x6 LEDs - Taxi, steady light
- b. 1x9 LEDs - Landing, steady light
- c. 1x6 + 1x9 - Taxi+Landing
- d. Synchro Mastrer function, active – low
- e. Wig-Wag – Taxi LEDs only
- f. Master/Slave select sequential and simultaneous Wig-Wag mode
- g. High/Low power select for Landing and Taxi.

9. Beam Pattern:

- a. 12° Vert 12° Horizont – Landing
- b. 12° Vert 12° Horizont – Taxi

10. Light Intensity (calculated):

- a. 85.000 cd - Landing Hi
- b. 48.000 cd - Landing Lo
- c. 25.000 cd - Taxi Hi
- d. 14.000 cd - Taxi Lo
- e. 110.400 cd - Landing + Taxi Hi
- f. 62.000 cd - Landing + Taxi Hi

11. Color and shade: cool white, 5000K – White

12. Programmable Soft-Start, less than 50mS

13. Overheat protection, temperature dependent decrement intensity

14. Weight: less than 0.8lbs (364 g) with Aveo bracket

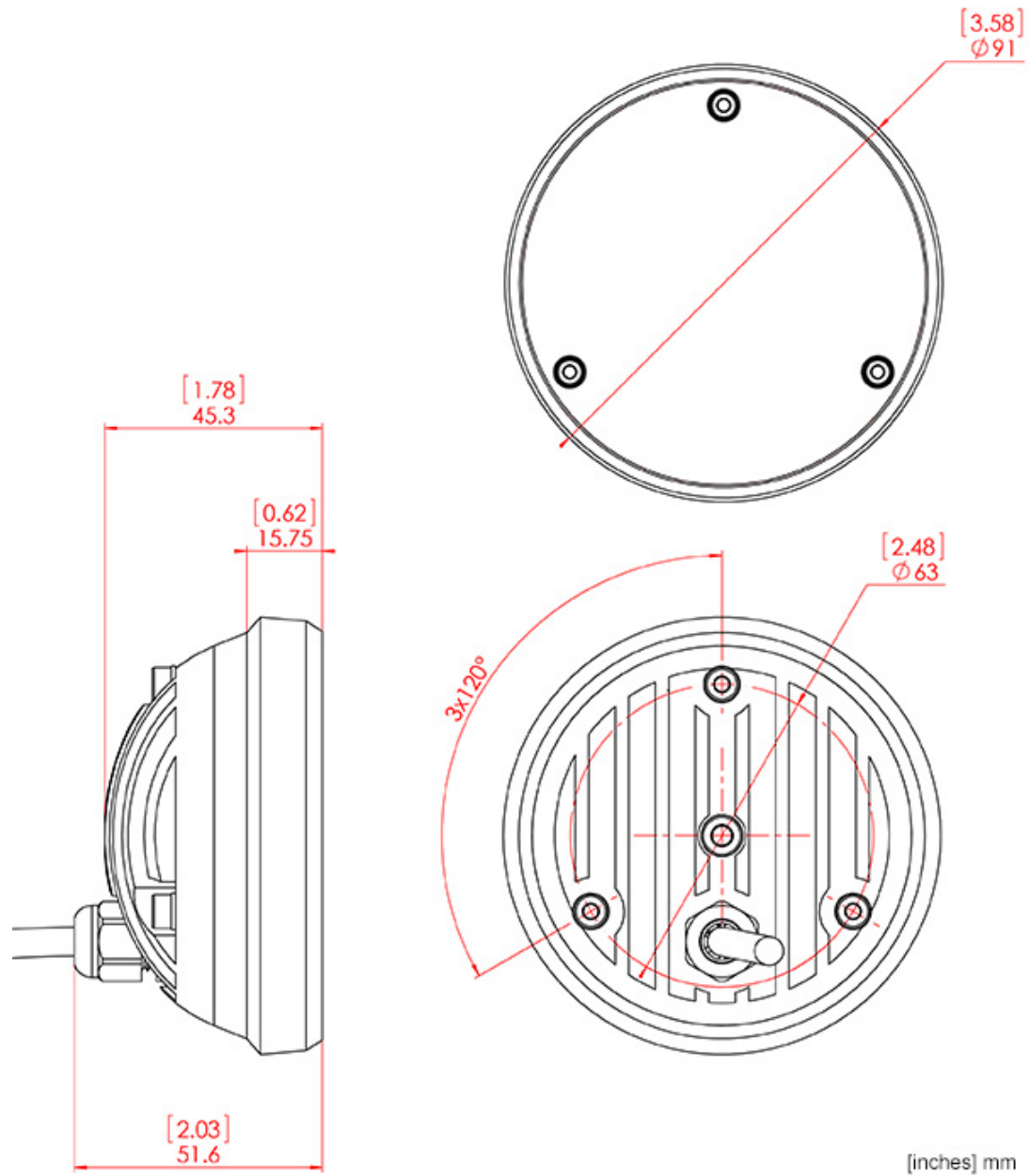
15. Useful life: not less than 30.000,0 aircraft flight hours.

16. Dimension: 3.58" Round x 1.78" (D = 91 mm, H = 45.3mm).

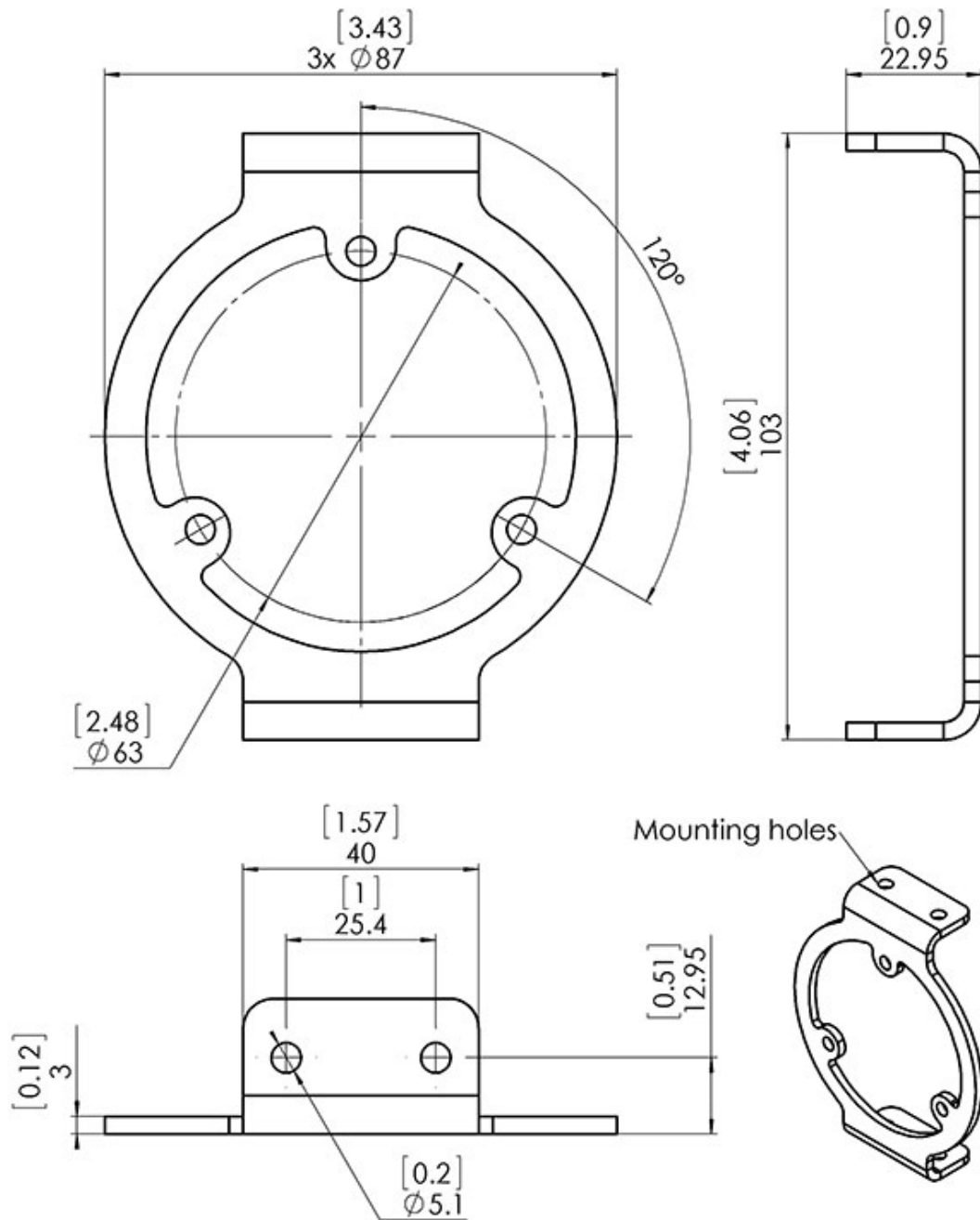
17. Material:

- a. Housing/Heatsink: Aluminum Alloy, natural anodizing
- b. Lens: Clear PMMA

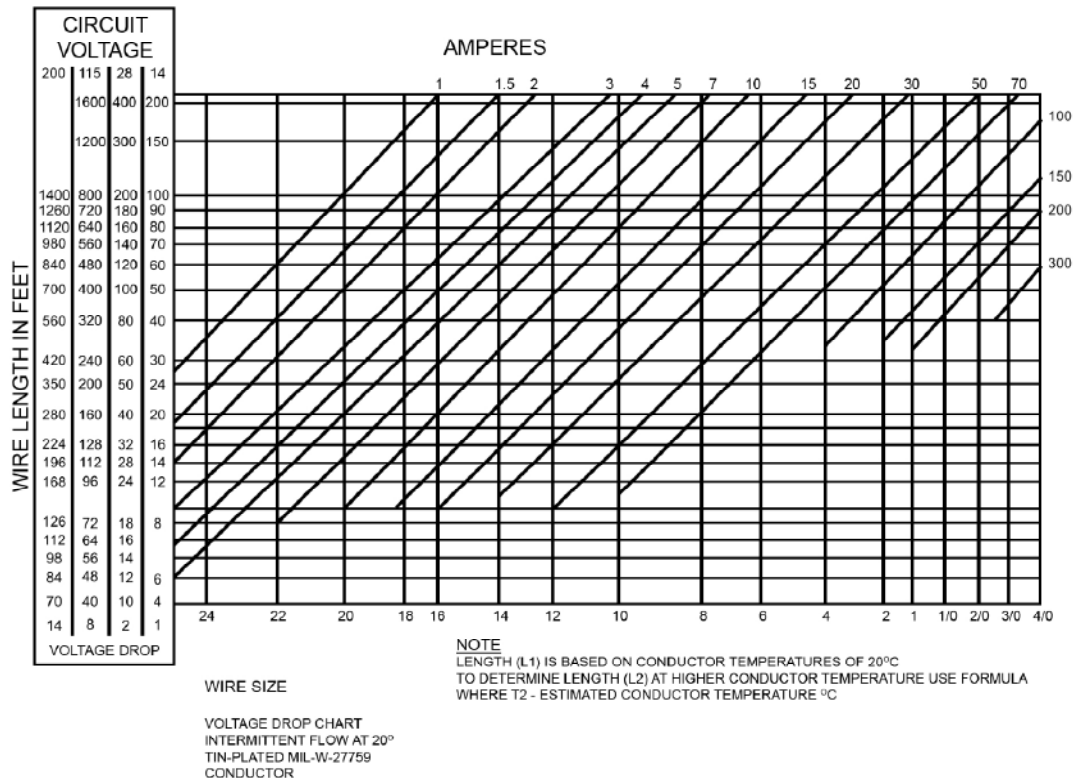
4. TECHNICAL DRAWING



BRACKET



5. WIRING CHART



6. CARE AND CLEANING OF YOUR AVEO ENGINEERING AVIATION

When you receive your Aveo Engineering Aviation Lights, they will have been factory polished and ready to install on the aircraft. Upon installation, just give the lights a good coat or two of a quality automotive polish. This should protect the lights from dirt and other environmental factors. Once or twice a month, just refresh the polish and hand buff to bring back the lights to factory like new condition.

If the lights need a deeper cleaning, they can be polished with a good automotive cleaner wax and/or a liquid polishing compound. The liquid polishing compounds can normally be found at automotive parts stores or an automotive paint store. After using a polishing compound, just give the lights another coat of an automotive polish and you will again protect the lights against dirt, etc.. An electric buffing machine, with a lamb's wool cover, can also be used for deeper cleaning and polishing. Under no circumstances should any petroleum based product be used to clean the lights.