



The Aveo V2D2™ OnePass Compact VC™ disinfecting wand is designed for 2-3 seconds disinfection exposure time in the blue zone below the wand. It is portable hand-held unit that is perfect for disinfection of airplanes and helicopters in all sections of the cabins, cockpits, baggage compartments or galleys / lavatories.

V2D2 OnePass Compact VC™

Specification

Dimensions (mm):	542 x 75 x 71
Dimensions (inches):	21.34" x 2.95" x 2.79"
Input Voltage:	14 VDC
Input Power:	80 W
Input Current:	5.6A (@14VDC)
LED:	UVC – 275nm 1" - 1.63 mW/cm ² 2" - 0.87 mW/cm ²
Operating Temperature:	-40°C to 85°C -40°F to 185°F
Weight:	1053 g / 37.14 oz
Operation time using 12V/9Ah battery:	Waistpack: 80 min Backpack: 160 min
Part Number:	AVE-V2D2CVC-BSA

Intensity					
Distance (inches)	μW/cm ²	Dose (J/m ²)			
		1 s	10 s	30 s	60 s
18.75	71	0.71	7.1	21.3	42.6
16.5	83	0.83	8.3	24.9	49.8
12	131	1.31	13.1	39.3	78.6
6	280	2.8	28	84	168
2.25	723	7.23	72.3	216.9	433.8

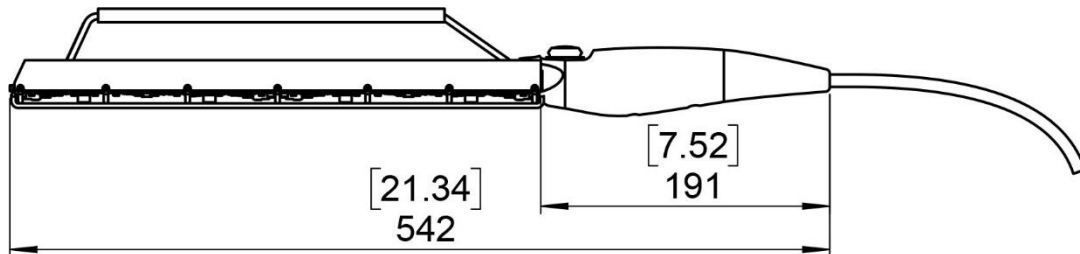
The wands are offered in two power source configuration versions:

- A. Wand with waistbelt battery power pack that connects to the wand
- B. Wand with backpack battery power pack that connects to the wand

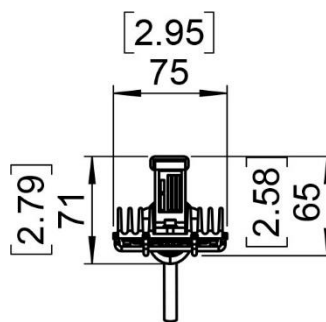
Remote charging plug for 110-230 VAC plug in side of backpack)

V2D2 OnePass Compact VC™

Drawing



Dimensions in [inches] mm



Accessories

Sold separately

Waistbelt battery power pack

Backpack power pack



Jumpsuit



Battery charger




Note: This wand is not to be operated without UVC safety goggles, and with no other personnel in the vicinity due to hazard of skin burns like a severe sunburn. Do not look directly into the optical side at any time when power is on.

V2D2 OnePass Compact VC™

Backpack



Wire to wand



Charger socket

V2D2 OnePass Compact VC™

Battery

Recommended battery: 12V 9Ah Compatible Battery

Waistpack: 1 pc

Backpack: 2 pcs



100 [3.94"]
(including terminal)

Dimensions in mm [inches]



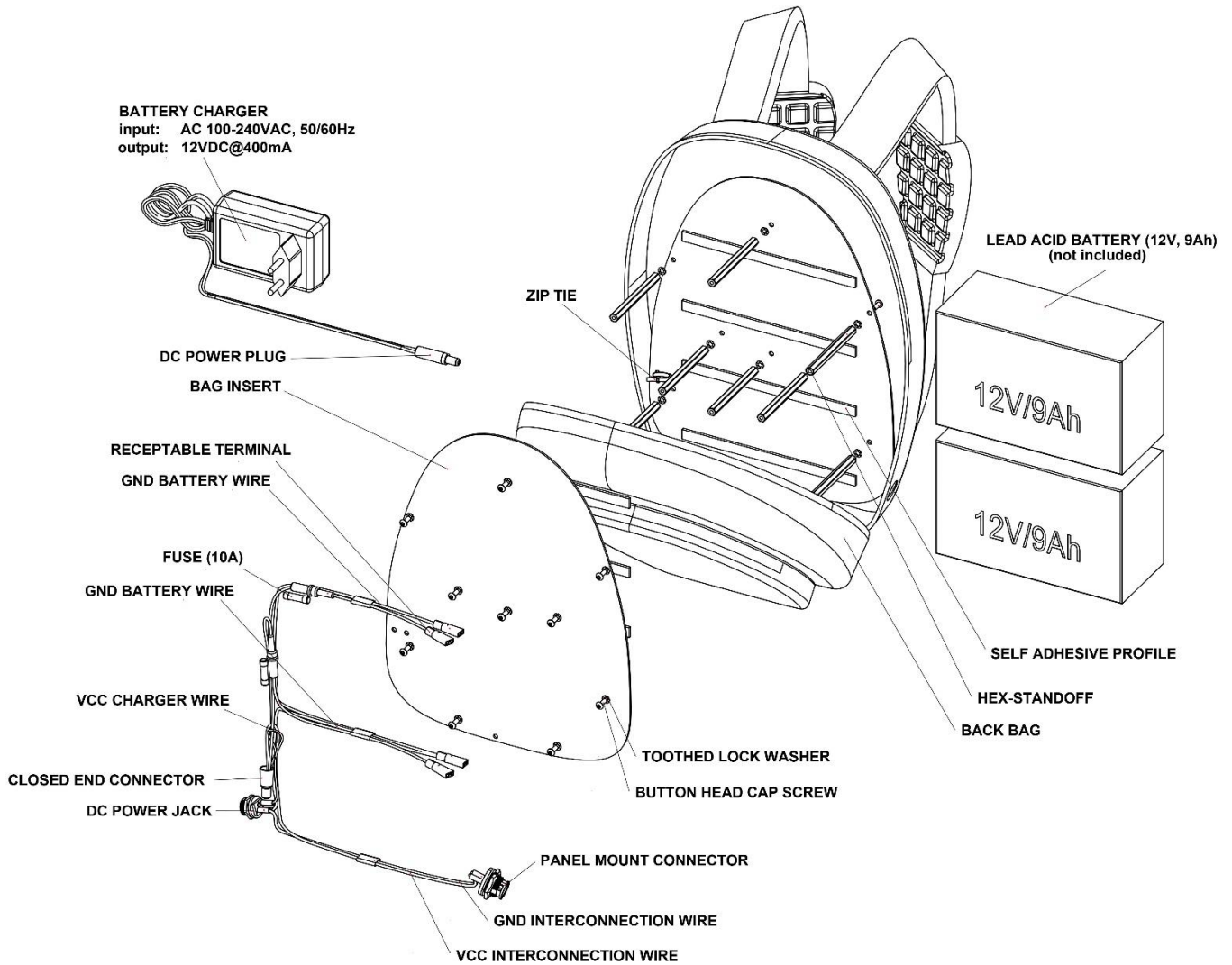
150.9 [5.94"]



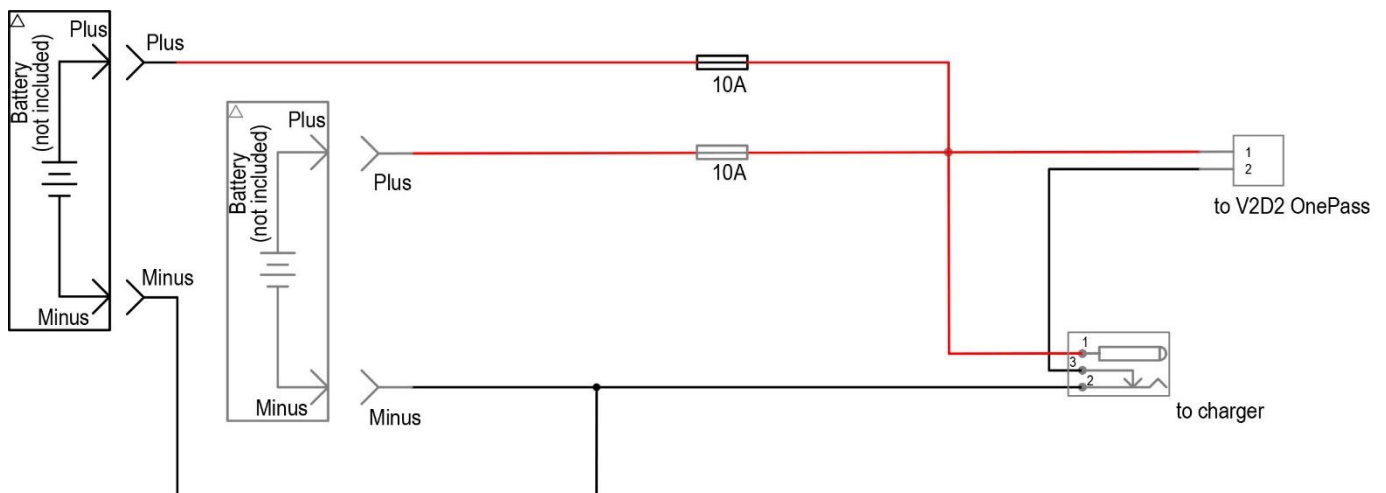
94 [3.70"]
(battery, not including terminal)

65 [2.56"]

V2D2 OnePass Compact VC™



Wiring Diagram



V2D2 OnePass Compact VC™



V2D2 OnePass Compact VC™



V2D2 OnePass Compact VC™

ULTRAVIOLET UVC DEVICE REQUIRES PROTECTION OF EYES AND SKIN



WARNING!

UV RADIATION HAZARD

Germicidal Lights are recommended for professional use only. Exposure to Ultraviolet light can result in serious damage including painful eye and skin irritations.

1. Before doing anything, read these instructions!
2. Before starting and using you **MUST** put on UV glasses, provided in the kit.
3. Ensure that bare skin is covered in case of shining on your own body accidentally for more than 15 seconds
4. All users should be trained in the precautions and techniques of using the OnePass™ wands and certified in writing that they have received training by a qualified person including the use of personal protective equipment (PPE) including goggles, face shields, gloves and clothing.

Operation Instructions

1. Check that the V2D2 has been charged up fully. Put on personal protective equipment (PPE) as required
2. Take off protective sleeve from the V2D2 wand.
3. Press the ON/OFF switch button on the wand handle to operate. While the button is pressed the device is ON, when the button is released the device is OFF, as a safety precaution
4. Do not shine the wand lights at ANYONE ever!
5. During operation, maintain a distance of 1 -2 inches (2-3 cm) from the target irradiation surface. Ensure smooth, steady movement at this distance to provide 2 seconds of exposure to the surface in the irradiance path angular output arc.
6. When done, put on the protective sleeve to the wand, and plug the wand back to the charger.

Standards

ČSN EN 55015 ed. 4:14
ČSN EN 61547 ed. 2:10



Test Report No: EZU
022371-01/01